

JANUARY/FEBRUARY 2023 CLASSES – Come Learn with Us!

Beginner Knitting!

Whether you are just starting or refreshing your skills, this class is for you! Learn all of the knitting basics. Cast on, knit and purl stitch, cable, basic button hole and bind off to name a few. At the end you will have a fantastic project that will launch your skills into your next creation! There will be five 2-hour classes.

Project: Make a pillow

Yarn: Worsted – Plymouth Galway or Irish Donegal Wool

Cost: \$125

Skill Level: Newbie... Beginner - No Experience Required

Date & Time: (choose one) **Tuesday eves – Jan 24, 31, Feb 7, 21 & 28** 6 – 8:00pm
Wednesdays – Feb 1, 8, 15, Mar 1 & 8 9 – 11:00am
Sundays – Jan 29, Feb 5, 12, 26 & Mar 5 9 – 11:00am



Beginner Crochet!

Over this five-week class you will be introduced to basic crochet stitches, increases, and stitch identification. In addition, you will learn to create a Fan stitch border. Our final week will be set aside for learning how to weave in ends and block your garment. You can choose a gradient yarn or make your own colorful version with a contrasting border. Voila...super stylish!

Project: Autumn Days Shawlette

Yarn: Gomitolo Molto, Noro Ito and Plymouth Superwash Select

Cost: \$125

Skill Level: Newbie... Beginner - No Experience Required

Date & Time: **Wednesdays – Feb 8, 15, 22, Mar 8 & 22** 2 – 4:00pm



Workshops & Other Classes...

Start It! - Great Start Cast-Ons

Sometimes the hardest part of a project is starting it. There are so many different cast-ons...which one do you use and when? In this workshop we will explore the most common cast-ons, when to use them and why. Learn the Long tail cast-on, German Twisted cast-on, Knitted cast-on, Cable cast-on, Backward Loop cast-on, and the Crochet Provisional cast-on.

Yarn: Worsted Weight Swatching Yarn

Skill Level: Been There...Advanced Beginner

Cost: \$25

Date & Time: **Saturday – Jan 21** 1 – 3:00pm



Cable it! - Two-color Cable Workshop

Explore the movement of color and how you can easily play to create gorgeous, unique cables. Learn two different methods in this hands-on workshop. You will be working flat and if time allows, in the round. Pattern support will be offered for your new found skill. Cable knowledge required.

Project: Swatching

Yarn: Light colored Worsted weight yarn

Cost: \$35

Skill Level: Done That...Intermediate

Date & Time: **Sunday – Jan 22** 9 – 12:00pm


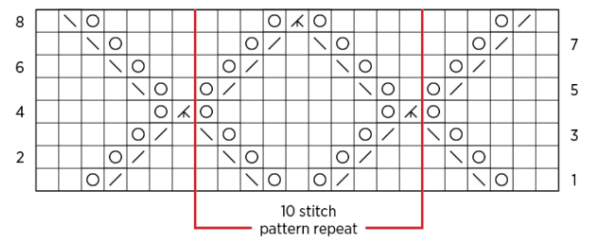


Chart It! - Knit Chart Reading Workshop

Ever buy a pattern only to discover it is just a picture of a grid with a bunch of weird symbols? Do all your knitting friends brag that it is easier to knit from a chart than from row-by-row directions? Then this is the workshop for you. Charts can be very confusing if you don't know where to start or how to interpret the symbols. In this workshop we will go over charts for flat and circular knitting. You'll learn what the most common symbols mean and how to keep track of where you are on the chart. We will practice chart reading by knitting on swatches and have lots of tips and tricks to share to make charts accessible to everyone.



Project: Swatching

Yarn: Light colored Worsted weight yarn

Cost: \$25

Skill Level: Been There...Advanced Beginner

Date & Time: Saturday - Jan 28 1 - 3:00pm

“Fix It”! – 101

In this workshop we will discuss stitch anatomy, proper sizing, gauging, how to recognize what went wrong in your work and how to fix it. You will learn how to repair dropped and twisted stitches, laddering down and how to deal with pesky, recurring problems.



Yarn: Light colored, smooth Worsted weight yarn

Skill Level: Been There... Advanced beginner

Cost: \$25

Date & Time: Sunday - Feb 5 11:30 - 1:30pm

Finish It! – Seriously... It is Time!

It is a new year and time to free yourself from your unfinished projects! Many of you may have put projects down long before you entered Rows of PurL, have unfinished projects from PurL classes or are just dying to learn all of the “knitty-gritty” to complete your project like a champ. If you are shaking your head yes; this class is for you. We will help you sort out where you are in any pattern, next steps to finish and weaving in ends in detail and learn to block like a pro! (Forward your patterns in advance so we are ready for you) Lots of hands-on practice/knitting in class.



Yarn: Pre-made swatches or Finished Projects!

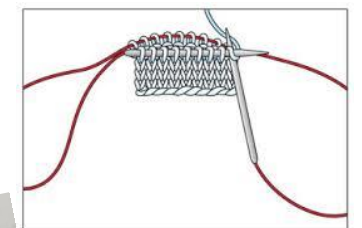
Skill Level: Been There... Advanced beginner

Cost: \$75

Date & Time: Thursday eves - Jan 19, Feb 2 & 16 6 - 8:00pm

Magic Loop Workshop!

If you see **Magic Loop Required** on this class list and need to prepare to work sleeves or want to dive into sock making or learn a great technique for small circumference knitting...this workshop is for you! Are you tired of using double point needles for the tops of hats or other small knitting projects? While making this super cute cup cozy, you will learn all the secrets to magic loop, including casting on, avoiding ladders and converting patterns to magic loop.



Project: Greer Cup Cozy by Kathy Hammerton

Yarn: Malabrigo Rios

Skill Level: Been There...Advanced Beginner

Cost: \$25

Date & Time: Sunday - Feb 5 2 - 4:00pm



Getting to Know Your True Love...Yarn!

Whether you've been working with yarn for 2 months or 20 years, there's always more to learn about it. In this 3-week hands-on course we will explore the 3 keys to dissecting yarn: fiber, weight and construction. Learn what projects are best for which types of yarns and how to select substitute yarns.

Skill Level: Been There...Advanced Beginner

Cost: \$75

Date & Time: Tuesdays - Feb 14, 21 & 28 1 - 3:00pm



Make Your Crochet Heart Beat Faster!

'Tis the season...If you are feeling creative and want a fun challenge that you can turn into so many projects, this is for you. Work this crochet heart in a solid color or multiples. Either way, the learning is endless. Pattern reading, working color changes, learning how to start and stop as you move from round to round, stitch placement and unique finish details are all included. Turn your heart into a garland, coaster set or two-sided baby rattle.

Project: Hearty Garland by Tatsiana Kupryianchyk

Yarn: Big Bad Wool, Classic Alpaca, Mirasol Sulka, Nuna or Nina

Cost: \$50

Skill Level: Done That...Intermediate

Date & Time: Thursday eves - Jan 26 & Feb 9 6 - 8:00pm



Crochet Cowl of Many Colors!

This is a great next step if you have played with crochet a little and you are ready to take on a fun, new quick crochet project. With this cowl you can explore and play with color changes... as many or as few as you like! You will work with double crochet stitches and create this lovely slanted pattern. Twist it around twice and keep warm all winter long.

Project: Jolita Infinity Scarf by Neringa Pangonyte

Yarn: Big Bad Wool, Classic Alpaca, Mirasol Sulka, Nuna or Nina

Cost: \$35

Skill Level: Been There...Advanced Beginner

Date & Time: Sunday - Feb 19 10 - 1:00pm



Groovyghan!

Back by popular demand...This vintage inspired Afghan is a modern take on the retro granny square blanket of the 70's. You will combine classic crochet stitches and learn some very cool motifs. Color it up or use fewer colors - your choice - there are no rules. Remember, contrast counts in colorwork! From all things Granny including color changes, striping, working flat and flat in the round to seaming up this blanket, the learning goes on and on. This class will meet monthly for 7 months.

Project: Groovyghan by Tracy Pipinich

Yarn: Malabrigo Rios, Plymouth Galway, Soft Donegal or Ella Rae Rustic Aran

Cost: \$175

Skill Level: Been There...Advanced Beginner

Date & Time: The 2nd Wednesday eve each month starting Feb 8 6 - 8:00pm



A Little Love in Your Hat!

This bottom-up adult size hat, is wonderful to keep warm and spread love. For a first hat or first time experience working in the round, this is a charming way to do it. Based on the traditional Welsh heart spoon. “Cariad” in Welsh, means love. In this class you will learn how to join in the round using cables, decrease using dpns or magic loop and how to apply a pompom.

Project: Cariad Hat by Cate Savard

Yarn: Malabrigo Rios

Skill Level: Done That...Intermediate

Cost: \$60

Date & Time: Fridays - Jan 27, Feb 3 & 10 6 – 7:30pm



Two-color Slip Stitch Colorwork Hat!

This fun chunky hat will keep your head warm all winter long! This hat is a great introduction to slip stitch and mosaic colorwork. The hat can be sized from child to adult. Bring your knitting to a whole new level by working with more than one color hassle free. Bring your circular needles, your favorite two skeins of Bulky yarn and away you go.

Project: Sierra Beanie by Kristel Nieves

Yarn: Malabrigo Rasta

Skill Level: Done That...Intermediate

Cost: \$35

Date & Time: Saturday - Jan 21 9 – 12:00pm



Fidra Cowl!

The super popular Fidra hat is now a cowl!! Big, chunky, and graphic...this is a must have winter accessory. Learn knitting in the round, yarn overs, decreases and chart reading. This a great cowl to explore knitting beyond garter and stockinette stitch.

Project: Fidra Cowl by Gudrun Johnston

Yarn: Mirasol Ushya, Baby Alpaca Grande, Plymouth Superwash Chunky

Skill Level: Been There...Advanced Beginner

Cost: \$50

Date & Time: Tuesday eves - Feb 28 & Mar 7 6 – 8:00pm



Two-hand Stranding to the End!

It is time to play with color and all of the details in between! Many are inspired by Norwegian colorwork or have tried to knit fair isle, only to be frustrated with puckering and loose floats. In this two-week course you will jump right in while knitting the Plaid House Cowl pattern (designed by yours truly) and be amazed at how easy and fun knitting with two colors at a time can be. This cowl is full of details, as I wouldn't have it any other way. Work from a chart, learn to 2-hand strand (yippee!), “trap” wool, make and thread an I-cord after completing the cowl with a grafting technique and lastly, adding duplicate stitches to the right side to create the vertical stripes that showcase the plaid. When complete, you will be ready for the most intricate colorwork patterns.

Project: Plaid House by Jenny Monteleone

Yarn: Feederbrook Entropy, Equilibrium or Kenzie

Skill Level: Done That...Intermediate

Cost: \$50

Date & Time: Sundays - Jan 29 & Feb 26 9 – 11:00am



Basic Brioche...One-Color!

Playing with different stitch patterns is one of our favorite things to do here at Rows of PurL, especially Brioche! Minus the calories, this pattern is fluffy, reversible and full of learning. In this class you will learn about brioche worked flat with one color, fixing mistakes, finishing and making those fantastic tassels. All of this will prepare you for your next challenge, working two-color brioche flat with increases and decreases! Can you guess which project that is??

Project: Brioche Scarf, Stitch Assembly by KCYC

Yarn: Noro Miyabi, Haunui Silk, Herriot Great or Plymouth Baby Alpaca Grande

Skill Level: Done That... Intermediate

Cost: \$50

Date & Time: Fridays - Jan 20 & Feb 3 9 - 11:00am



First Shawl!

Go beyond scarves this year and wrap yourself in warmth this winter with this cozy worsted weight shawl. Simple textures and lace combine to keep things interesting as you quickly knit up this shawl. Learn all about shawl construction, increases and decreases, lace knitting and blocking.

Project: Bookish Shawl by Jennifer Weissman

Yarn: Malabrigo Rios, Plymouth Superwash Select or Ella Rae Cashmerino Aran

Skill Level: Been There...Advanced Beginner

Cost: \$60

Date & Time: Tuesday eves - Jan 24, 31 & Feb 14 6 - 7:30pm



Stranded Baby Sweater!

Have you dreamed of knitting a colorwork sweater but don't know where to start? Start small and join us for this adorable baby sweater! Sized 6 months - 4 years, this is the perfect project to learn to knit with two colors at once. Master chart reading, two-hand stranding, managing floats and understanding top-down Yoke construction. Before you know it, you'll be ready to tackle an adult version.

Project: Marieke (little) by Along Avec Anna

Yarn: Big Bad Wool Weepaca

Skill Level: Done That...Intermediate- **Magic Loop Experience required**

Cost: \$80

Date & Time: Saturdays - Jan 28, Feb 4, 18 & 25 9 - 10:30am



First Cardigan Sweater!

Have you been thinking about making your first sweater? This relaxed Cardigan is a great place to start or continue if this isn't your first sweater project. This size inclusive raglan cardigan is worked from the top down. Pockets are knit at the same time as the body with a lining which can be knit in an alternate color! Learn all the mysteries of cardigan knitting; how to choose the right size, switching to get the right gauge, and picking up collar stitches. This wardrobe staple is a must have sweater.

Project: Allison Cardigan by Hannah Fettig

Yarn: Queensland Kathmandu, Ella Rae Rustic Aran, Donegal, or Plymouth Galway

Skill Level: Been There...Advanced Beginner (**Magic Loop Experience Required**)

Cost: \$125

Date & Time: (Choose one) Thursday eves - Feb 2, 9, 23, Mar 16 & 23 6 - 8:00pm

Wednesday eves - Feb 1, 8, 22, Mar 8 & 15 6 - 8:00pm



First Toe Up Sock!

This is our new favorite toe up pattern! It combines a short row heel, extended gusset, and reinforced heel flap. It has everything you need for a perfect fitting toe up sock. This comfy house sock knits up quick in DK yarn. Learn all the key techniques of toe up socks, including yarn management, Judy's magic cast on, increases, German Shorty rows, and a stretchy bind off.

Project: Fast Forward Sock by Kate Atherly

Yarn: Dream In color or Zauerball Starke 6

Skill Level: Done That...Intermediate - **Magic Loop Experience required**

Cost: \$80

Date & Time: **Wednesdays - Jan 25, Feb 1, 8 & 15** 12 - 1:30pm



Two-at-a-Time Socks!

We have a cure for second sock syndrome!! Knit both socks at the same time! Let's explore Two-at-a-Time sock knitting, pre-planning your yarn usage, managing your magic loop and yarn, which part of the heel to knit when and all the little tricks to make this technique enjoyable and part of your sock routine.

Project: Broken Rib Socks by Amy Van Well

Yarn: Andromeda Sock, Sweet Georgia, or Uneek Sock

Skill Level: Done That...Intermediate **Must be familiar with knitting top-down socks on magic loop**

Cost: \$75

Date & Time: **Saturdays - Feb 4, 18 & 25** 1 - 3:00pm



Knit & Felted Bag!

Back by popular demand...this bag is the gift that keeps on giving! It is great to use for travel or storing knitting projects or give it to someone that just loves bags. And it is super stylish! Worked flat and in-the-round, play with your knit and purl stitches to create one of three different size bags to fit your needs. Learn to pick up stitches, work multiple rows down in your work (to create the unique ridge detail) and everything there is to know about felting. Add your choice of handles plus the finishing touches and voila...you are knit and bag worthy!!!

Project: Bedouin Bag by Nora J. Bellows

Yarn: Galway or Juniper Moon

Skill Level: Been There...Advanced Beginner

Cost: \$60

Date & Time: **Thursdays - Feb 2, 9 & Mar 2** 10 - 11:30am



NEW...Traditional Rug Hooking!

These are not your grandma's hooked rugs...or are they? Hand-hooked rugs have come a long way since they graced the floors and beds of our North American ancestors.

Whether you enjoy modern art and design or a more traditional look, with rug hooking patterns and designs there's really no limit. This beginner class will get you well on your way to a new and fun fiber hobby. So come and learn the skills needed to make rugs of your own. Supplies included. Bring scissors! **This will be at a location other than Rows of PurL in New Hope, Pa. There will be monthly support classes offered following.**

Skill Level: Newbie... Beginner - No Experience Required

Cost: \$80

Date & Time: **Saturday - Feb 11** 10 - 1:00pm **RSVP by Jan 28!!!**



Felted Valentine's and Cards!

Cozy up and create a memorable Valentine for someone you love. We'll needle felt themed designs and scenes using carded sheep wool in various colors and felting needles. You can choose to make many small Valentine gift tags, a few small notes or traditional size cards or some of each in any designs you'd like. This is a great introduction to needle felting. No experience necessary and all supplies will be provided by the instructor.

Skill Level: Newbie... Beginner - No Experience Required

Cost: \$45

Date & Time: Friday - Feb 3 6 - 8:30pm



Intermediate Needle Felting...Penguin!

Take your new felting skills to a more advanced level. Learn to make more complex shapes and textures including wire armature. Create your own adorable unique penguin and embellish as you wish. With winter days upon us, customize your own mini accessories to keep you happy all year long. From flowers to balloons and even to Valentines! These cuties are larger sized with many more details, so we will work on them for two classes. Supplies included.

Skill Level: Been There...Advanced Beginner

Cost: \$85

Date & Time: Thursday eves - Feb 16 & 23 6 - 9:00pm



Wet-Felted Birdhouse!

This is a great introduction to both wet-felting and needle felting! In class #1 you will wet-felt the base, learn to lay out wool over a resist and multiple techniques to create the shape of your birdhouse. For homework you will be on a mission to find the perfect branch. In class #2 you will learn all the ins and outs of needle felting while designing/embellishing with colorful wool. There will be a huge color selection to choose from. Complete your masterpiece just in time for Spring.

Skill Level: Been There...Advanced Beginner

Cost: \$85

Date & Time: Sundays - Mar 5 & 12 1 - 4:00pm (Class 2 is 2hrs only)



You are all invited!



TRUNK SHOW... Coming your way!

Hopemade
yarn co



Hopemade
yarn co



Hand Dyed Yarn



Saturday, February 25th at 10 - 5pm

Meet and greet the wonderful Hope Vasseur, the creator of this beautiful yarn and hear her story.

Get a taste of Indie dyed yarn.

Touch and feel, view models and purchase to your heart's desire.

Special surprise guest "Notion" artist...We can't wait to see you there!



- *Supplies are not included in the price of the classes*
- *We respectfully ask that class supplies be purchased at Rows of PurL*
- *10% discount to students for class supplies!*
- *Classes are for adults unless otherwise indicated*
- *Rows of PurL requires a four-student minimum in order to run a class*
- *Class attendance is required*
- *Private lessons are available for an additional fee to any who have missed one or more classes in order to complete projects*
- *Rows of PurL respectfully asks that makeup private lessons be scheduled within the week missed as to not set you or your teammates behind*
- *Classes canceled by Rows of PurL will receive a full refund immediately*
- *Classes canceled by students up to 48 hours prior to start date will receive a full refund*
- *Classes canceled by students less than 48 hours will receive store credit for 1 year only*
- *Once a class has begun there is no refund*

Please contact store at 908-879-0403 to sign up for classes. We are excited to see your amazing creations come to life! Please review store Policies & FAQs for further information.

