

# Rows of PurL

JANUARY/FEBRUARY CLASSES – Come Learn with Us!

## Beginner Knitting!

Whether you are just starting or refreshing your skills, this class is for you! Learn all of the knitting basics. Cast on, knit and purl stitch, cable, basic button hole and bind off to name a few. At the end you will have a fantastic project that will launch your skills into your next creation! There will be five 2-hour classes.

Project: Make a pillow

Yarn: Worsted - Plymouth Homestead or Galway

Cost: \$125

Skill Level: Newbie... Beginner - No Experience Required

Date & Time: **(choose one)** Tuesday Eves - Jan 19, 26, Feb 9, 16 & 23 6 - 8:00pm  
Saturdays - Jan 23, 30, Feb 6, 13 & 20 1 - 3:00pm



## Beginner Crochet!

Over the five weeks you'll be introduced to basic crochet stitches, simple increases, stitch identification, and the importance of gauge while crocheting this simple and pretty linen stitch shawl. Our final week will be set aside for learning the final steps (blocking and weaving) that make every project polished. Choose a gradient yarn or make your own colorful version.

Project: Make a shawl

Yarn: Done Roving Gradients, Paragon and Sulka Nina or Nuna

Cost: \$125

Skill Level: Newbie... Beginner - No Experience Required

Date & Time: Wednesday eves - Jan 13, 20, 27, Feb 3 & 10 6 - 8:00pm



## Workshops & Other Classes...

### Crochet Bobbles and Cables Workshop!

There are so many stitch patterns in crochet to learn. Some our favorites include bobbles and cables! They add so much texture and dimension to your work and are much easier to do than you may think. In this workshop we will explore them both as there as multiple kinds of bobbles and cables. Future pattern support will be available.

Yarn: Light Color Worsted Weight Yarn

Skill Level: Been There...Advanced Beginner

Cost: \$35

Date & Time: Sunday - Jan 31 1 - 4:00pm



### Mastering Crochet Charts!

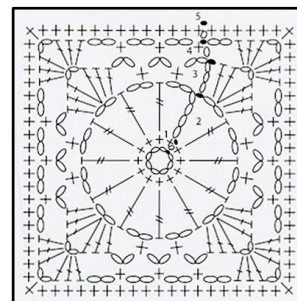
Take your crochet to the next level and learn the language of crochet chart reading. Pair each stitch with a symbol and develop a confidence to choose your patterns at will. Enjoy a hands-on workshop where multiple charts will be explored. Knowledge of sc, hdc and dc are a must!

Yarn: Light Color Worsted Weight Yarn

Skill Level: Been There...Advanced Beginner

Cost: \$35

Date & Time: Saturday - Jan 16 9 - 12:00pm



# Rows of PurL

## Crochet Wave Poncho!

Texture, shape and fit are all important factors when designing a stylish poncho. Even when oversized, like this one, we want our garments to fit their best. Learn how to size correctly, work with matched and mismatched dye lots, work more advanced crochet stitches and of course plenty of finishing details. When completed, you will have a stylish poncho to wear for many seasons to come.

**Project:** Cumulus Poncho by Elena Fedotova

**Yarn:** Malabrigo Rios

**Skill Level:** Been There...Advanced Beginner

**Cost:** \$60

**Date & Time:** Tuesdays - Jan 19, Feb 2 & 16 10 - 11:30am



## Knitting in Color!

Taking your knit colorwork to the next level can be daunting, though Michelle Hunter has created a way to learn panel by panel in a repetitive fashion...master each new skill as you go. We believe you will be hooked quickly and excited to spread the word of your new talents. Learn two panels a month plus finishing for a total of a 6-month commitment and a gorgeous unique blanket to cuddle up in. On-going class...jump on in!

**Project:** Building in Color Blanket


**Yarn:** Worsted to Chunky Yarn

**Skill Level:** Done That...Intermediate

**Cost:** \$150

**Date & Time:** Last Thursday of the Month

**Thursday eves - Jan 28 & Feb 25 6 - 8:00pm**



## First Hat!

Keep your head warm this winter in this unisex cabled hat. Knit in the round from the bottom up, learn all basics of hat knitting including, joining in the round, sizing, crown decreasing, and using Double Point Needles to finish the top. This is a great first cable project! Treat yourself with a touch of cashmere from Queensland Kathmandu.

**Project:** Sidewinder Hat by Amy Klint

**Yarn:** Queensland Kathmandu or Green Mountain Weekend Wool

**Skill Level:** Been There...Advanced Beginner

**Cost:** \$60

**Date & Time:** Tuesday eves - Feb 2, 9 & 16 6 - 7:30pm



## First Cowl!

This lovely cowl knits up quickly in just a few hours on the wonderfully bulky Malabrigo Rasta yarn. Learn all the secrets to knitting in the round, moss stitch, and binding off in the round. You'll definitely want to make more than one of these fantastic cowls.

**Project:** Red Rasta Cowl by Eweknit Toronto

**Yarn:** Malabrigo Rasta

**Skill Level:** Been There...Advanced Beginner

**Cost:** \$40

**Date & Time:** Sunday - Jan 17 & 24 10 - 11:30am



# Rows of Purl

## Two-Color Brioche!

Working two color Brioche in the round is quite different from working it flat. With Purl Soho's "Brioche Hat and Cowl" pattern, expect dramatic results. A little "barking and burping", a lot of brioche stitch anatomy and how to fix mistakes all come together in this class. You will finish with a cowl your friends will be drooling over!

**Project:** Purl Soho Two Color Brioche Cowl

**Yarn:** Chunky Weight Yarn

**Skill Level:** Done That...Intermediate

**Cost:** \$60

**Date & Time:** Thursday eves - Jan 14 & 21 6 - 8:30pm



## Mosaic Cowl Workshop!

This cowl looks super complicated, but in fact is an easy repeat of 4 stitches and fun to knit. Take 2 yarns, 1 solid and 1 variegated, slip some stitches, and you get this high-definition cowl. In this workshop we will cover all the basics of slip stitch colorwork including slip stitches, stripes, carrying your yarn and binding off in the round.

**Project:** Patagonia Lake by Martha Wissing

**Yarn:** Feederbrook Entropy and Equilibrium

**Skill Level:** Done That...Intermediate

**Cost:** \$35

**Date & Time:** Saturday - Jan 16 1 - 4:00pm



## First Shawl!

Try your hand at lace knitting! This worsted weight shawl is a perfect introduction to top-down triangle shawls. It starts with some simple stockinette stitches and finishes with an intricate lace edge. Knit in super soft Malabrigo Rios, this quick to knit shawl will teach you all about increases, decreases, chart reading, blocking and styling shawls.

**Project:** Traveling Woman by Liz Abinante

**Yarn:** Malabrigo Rios

**Skill Level:** Been There...Advanced Beginner

**Cost:** \$60

**Date & Time:** Saturdays - Jan 23, Feb 6 & 20 11 - 12:30pm



## Floatini!

With the introduction to Mohair, this beautiful shawl will have your friends thinking you are a knitting pro! The dramatic play of the different yarns and short rows create a beautifully flowing design. In this class you will learn the German short row technique, I-cord edging as well as carrying yarn beautifully in your work. This shawl is worked in garter stitch beginning with just a few stitches and increases every right-side row. Homework is required before the start of class to prepare for learning the German short rows.


**Project:** Floatini Shawl by Cally Monster

**Yarn:** Kindred Spirit Braid, Nuna and any variety of Silkhair

**Skill Level:** Done That...Intermediate

**Cost:** \$40

**Date & Time:** Saturdays - Jan 23 & Feb 6 9 - 10:30am



# Rows of PurL

## Pullover Childs Sweater!

How cute is this? From 3 months to 6 years in sizing, your little loved one will be surrounded with bear hugs all day long. Worked in the round, learn seamless top down sweater construction, changing colors with striping and a unique pocket construction. Finish details bring this cutie to life. The color possibilities are endless.

Project: Teddy Sweater by Terri Kruse

Yarn: Hikoo Sueno or Big Bad Wool

Skill Level: Been There...Advanced Beginner

Cost: \$80

Date & Time: **Fridays - Jan 22, 29, Feb 5 & 12** 10:30 - 12pm



## Cardigan Time!

You've mastered your hats, cowls and shawls. It's time to take your skills to the next level with the Campside Cardigan. In this four-week class you will learn to knit a cardigan from the top down! Skills to master will include working with multiple charts to create beautiful eyelet patterns, knitting sleeves in the round and picking up stitches to create a ribbed front edging.


Project: Campside Cardigan by Alicia Plummer

Yarn: Classic Alpaca, Kenzie, Mewsic or Galway

Skill Level: Been There...Advanced Beginner

Cost: \$80

Date & Time: **Thursdays - Jan 21, 28, Feb 4 & 11** 6 - 7:30pm



## Stranded Colorwork Poncho!

Get comfortable with two-hand stranding on this gorgeous top-down poncho by Espace Tricot. Choose a color story with contrast to show off the detailed colorwork. Learn directional increases, two-hand stranding, all about color dominance, trapping and carrying colors while knitting this beauty in the round. We'll cover top-down construction, a theme this class session, and finishing. With all of this you will surely be both warm and stylish this winter season. Great for first time stranders!



Project: Stoneham Poncho by Espace Tricot

Yarn: Kenzie, Sulka Nuna, Big Bad Wool or anything Feederbrook!

Skill Level: Done That...Intermediate

Cost: \$65

Date & Time: **Fridays - Feb 19, 26 & Mar 12** 10:30 - 12pm  
(First class 2 hrs)



## Fingerless Mitt!

Time to treat yourself to these great fingerless mitts. Knits and purls combine to create this interesting mountain texture. Knit using the magic loop method, these work up quick with a traditional mitten gusset. This project is a great introduction to Magic Loop, directional increases, and mitten construction.

Project: Porteau by Megan Nordecker

Yarn: Umina, Classic Alpaca, Kenzie or Sulka Nuna

Skill Level: Been There...Advanced Beginner

Cost: \$60

Date & Time: **Thursdays - Feb 11, 18 & Mar 4** 6 - 7:30pm



# Rows of PurL

## First Sport Weight Sock!

Learn all the foundations of top-down sock knitting. Stretchy cast-on, heel flaps and gussets, picking up stitches, foot sizing, and Kitchener stitch. Sport weight yarn makes these knit up fast and easy. You can choose to use Magic loop or double point needles. Pick a color!

**Yarn:** Supersocke 6-fach

**Skill Level:** Been There...Advanced Beginner

**Cost:** \$80

**Date & Time:** Thursdays - Jan 21, 28, Feb 4 & 11 9 - 10:30am



## Blue Spruce Socks!

Back by popular demand...Spruce up your life with these adorable boot/slipper socks. They are knit top down. With a twisted rib, slipped stitches, an eye of partridge heel and Kitchener stitch, your sock bases will be covered. Try your hand at the newest 9" Chiaogoo circulars! Switch the colors around and get at least two pairs. One for you...(one for me!)

**Yarn:** Cascade Sport Superwash 220 or Wish

**Skill Level:** Done That...Intermediate

**Cost:** \$60

**Date & Time:** Thursdays - Jan 28, Feb 4 & 11 1 - 2:30pm



## Get Centered from the Inside-Out!

Have you always wanted to knit a blanket but don't want to cast on 300 stitches? Maybe you love the look of block blankets but the idea of putting them together is too overwhelming? Join us for this 2-week workshop where we will break down how easy and fun it is to make blanket squares from the center out. Week one, knit this fun pinwheel block, covering casting on from the center, increases, decreases, and planning your blanket. Week two we'll cover the variety of ways to join your squares together, weaving in ends and adding borders to give your blanket a perfect finish.

**Project:** Vivid by Tincanknits

**Yarn:** Worsted weight - Malabrigo Rios, Plymouth Merino Superwash, Encore or Galway  
Fingering weight - Sweet Georgia or Queensland United

**Skill Level:** Done That...Intermediate ... Must be comfortable with Magic loop or DPNs

**Cost:** \$50

**Date & Time:** Saturdays - Jan 30 & Feb 13 9 - 11:00am



## Oatmeal the Snowman!

Really...why not! This snowman is so cool! Cables and seed stitch texture make up the body, then add the details, including posable arms, a scarf, a carrot nose, button eyes and a Rows of PurL exclusive, a top hat. Knit in a chunky yarn this guy is a delight to knit and a great introduction to knitting toys.

**Project:** Oatmeal the Snowman by Rachel Borello Carroll

**Yarn:** Plymouth Superwash Chunky or Malabrigo Mecca

**Skill Level:** Been There...Advanced Beginner **Must be comfortable with Magic loop or DPNs**

**Cost:** \$60

**Date & Time:** Thursdays - Jan 28, Feb 4 & 11 11 - 12:30pm



# Rows of PurL

## Knit & Felted Bag!

Start the new year off in style with this fun and stylish felted bag. Worked flat and in-the-round, play with your knit and purl stitches to create one of three different size bags to fit your needs. Learn to pick up stitches, work multiple rows down in your work (to create the unique ridge detail) and everything there is to know about felting. Add your choice of handles plus the finishing touches and voila...you are knit and bag worthy!!!

Project: Bedouin Bag by Nora J. Bellows

Yarn: Galway or Homestead

Skill Level: Been There...Advanced Beginner

Cost: \$60

Date & Time: (choose one) Sundays - Jan 17, 31 & Feb 7 9:30 - 11am  
Thursday eves - Feb 4, 18 & 25 6 - 7:30pm



### SKILL LEVEL METER -

**Newbie...**Beginner - No Experience Required!

**Been There...**Advanced Beginner - Ability to knit and purl is required.

**Done That...**Intermediate - Knit, purl as well as increasing, decreasing and working in the round required.

**Can't Touch This!** Advanced - Advanced techniques for knitters with several projects under their belt.

**\*Supplies are not included in the price of the classes\***

**\*We respectfully ask that class supplies be purchased at Rows of PurL\***

**\*10% discount to students for class supplies!\***

**\*Classes are for adults unless otherwise indicated\***

**\*Rows of PurL requires a four-student minimum in order to run a class\***

**\*Class attendance is required\***

**\*Private lessons are available for an additional fee to any who have missed one or more classes in order to complete projects\***

**\*Rows of PurL respectfully asks that makeup private lessons be scheduled within the week missed as to not set you or your teammates behind\***

**\*Classes canceled by Rows of PurL will receive a full refund immediately\***

**\*Classes canceled by students up to 48 hours prior to start date will receive a full refund\***

**\*Classes canceled by students less than 48 hours will receive store credit for 1 year only\***

**\*Once a class has begun there is no refund\***

Please contact store at 908-879-0403 to sign up for classes. We are excited to see your amazing creations come to life! Please review store Policies & FAQs for further information.