

Rows of PurL

NOVEMBER/DECEMBER CLASSES – Come Learn with Us!

Beginner Knitting!

Whether you are just starting or refreshing your skills, this class is for you! Learn all of the knitting basics. Cast on, knit and purl stitch, cable, basic button hole and bind off to name a few. At the end you will have a fantastic project that will launch your skills into your next creation! There will be five 2-hour classes.

Project: Make a pillow

Yarn: Worsted - Plymouth Homestead, Galway or Cascade 220

Cost: \$125

Skill Level: Newbie... Beginner - No Experience Required

Date & Time: (select one) Saturdays - Nov 10, 17, Dec 1, 8 & 15 9 - 11:00am
Tues eves - Nov 6, 13, 20, 27 & Dec 4 6:30 - 8:30pm



Beginner Crochet!

Our first class was a success with many beautiful color combinations! Now it is your turn. Whether you are refreshing skills grandma taught you or starting from scratch, this project was designed to jumpstart your skillset and have you an advanced beginner in no time.

Project: Make a pillow

Yarn: Worsted - Cascade 220

Cost: \$150

Skill Level: Newbie... Beginner - No Experience Required

Date & Time: Saturdays - Nov 10, 17, 24, Dec 1, 8 & 15 9 - 11:00am



Workshops & Other Classes!

Ravelry!

Bring your coffee and your laptop! Spend some time getting set up on Ravelry. We will work together to organize your stash, find your favorite designers and join their groups. Join the Rows of PurL group and build your pattern library. Learn to explore thousands of yarn and pattern possibilities and have fun!

Skill Level: Newbie... Beginner - No Experience Required

Cost: \$25

Date & Time: (select one) Sunday - Nov 4 11 - 1:00pm
Wed eve - Nov 14 6:30 - 8:30pm



Gauge Explained!

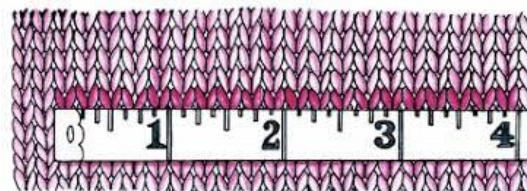
It is time to hop on the gauge train and really learn why this dreaded word is so important. Let's explore gauge together in this short workshop. Have fun exchanging needles and yarn, sampling tools and becoming familiar with different yarn weights. Your future projects will thank you!

Yarn: Light Worsted Weight

Skill Level: Newbie... Beginner - No Experience Required

Cost: \$25

Date & Time: Thursday - Dec 13 12 - 2:00pm



Rows of Purl

Just Magic Loop!

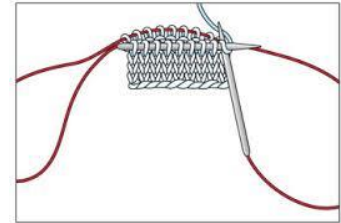
In this two-hour quickie workshop, you will learn to do the fantastic magic loop technique. Enhance your circular knitting skills with this fast, easy way to knit any size project diameter in the round. If you want to learn a wonderful alternative to using double pointed needles, this is for you! Our boot toppers will top off your confidence and have you ready for socks or hats in a hurry.

Yarn: Cascade 220 or Homestead

Skill Level: Been There...Advanced Beginner

Cost: \$25

Date & Time: Saturday - Nov 17 12 - 2pm



Leafy Washcloth!

Join us to solve some of your holiday gifting. Learn to make a soft Leafy Washcloth in one workshop and pair it with your own handmade soap crafted in our Soap Workshop described below. Don't forget to make some for your home spa treatments.

Yarn: Mirasol Pima Splash

Skill Level: Been There...Advanced Beginner

Cost: \$25

Date & Time: Sunday - Nov 18 10 - 12:00pm



Soap Workshop!

Let's make soap! With Christmas right around the corner, there is no time like the present to give the gift of handmade. Learn the chemistry behind how soap is made in this hands-on workshop. Choose your scent and customize your soap to your exact desire. Yields 8 - 10 Bars

Skill Level: Newbie... Beginner - No Experience Required

Cost: \$80

Date: Sunday - Nov 18 1 - 3:00pm



Baby Santa Hat!

This adorable hat is the perfect gift for Santa's littlest helper. Choose from one of our washable yarns and make taking care of it easy. This quick knit is a great introduction to short row shaping and double decreases. The hat can be made in sizes Baby, Toddler or Child. It makes a great quick last-minute baby gift! Magic loop or DPN knowledge required.

Project: Garter Ear Flap Hat by Purl Soho

Yarn: Plymouth Superwash or Big Bad Wool Weepaca

Skill Level: Done That...Intermediate

Cost: \$35

Date & Time: Sunday - Dec 2 10 - 1:00pm



Rows of PurL

First Hat!

Looking for a quick knit with lots of style? Try the Fidra. It's a great first hat. Garter stitch in the round, yarn overs and decreases create a lovely graphic pattern. A hat that looks good on everyone.

Project: Fidra by Gudrun Johnston

Yarn: Mountain Colors Riverwash or Mirasol Sulka

Skill Level: Been There...Advanced Beginner

Cost: \$60

Date & Time: Tuesdays - Dec 4, 11 & 18 9 - 10:30am



Umpqua Hat!

Jump on the Boyland Knits bandwagon! Caitlin Hunter's designs are spirited and fun. This hat is no exception. Come winter the large brim will keep your ears warm and the graphic motif and hat style will keep you up to date. Learn two-hand stranding, dealing with jogs, chart reading and paired decreases. Oh, and for added fun, a multicolored pom-pom.

Yarn: Green Mt. Spinnery Weekend Wool, Plymouth Homestead

Skill Level: Been There...Advanced Beginner

Cost: \$60

Date & Time: Tuesdays - Nov 13, 20 & 27 11 - 12:30pm



Cable and Bobble Headband!

Make this cozy ear warmer to learn eight important knitting techniques including chart reading and how to make I-cords, matched increases, cables, bobbles, and matched decreases. Every female family member or friend will want one. Very stylish!!!

Yarn: Sulka

Skill Level: Been There...Advanced Beginner

Cost: \$50

Date & Time: Wednesdays - Nov 7 & 14 10 - 12:00pm



Burberry Inspired Cowl!

Based on a runway styled cowl, the Burberry Inspired Cowl can be casual chic or uptown elegant depending on your choice of fiber. Knit with large cables from side to side, this cowl begins with a provisional cast on and is joined with the kitchner stitch for a seamless finish.

Yarn: Lana Grossa Insieme

Skill Level: Been There...Advanced Beginner

Cost: \$50

Date & Time: Tuesdays - November 13 & 27 6:30 - 8:30pm



Rows of Purl

Bandana Cowl!

This easy to style cowl is a knitter's favorite. Knitted in the round and shaped with easy to learn wrap and turn short rows, this knits up fast in chunky weight yarn. Worked in a solid or a stripping yarn, this is sure to be a cozy knit for you or a loved one.

Project: Bandana Cowl by Purl Soho

Yarn: Plymouth Select Superwash Chunky or Lana Grossa Super Color

Skill Level: Been There...Advanced Beginner

Cost: \$40

Date & Time: **(select one)** Fridays - Nov 9 & 16 9 - 10:30am
Tues eves - Dec 11 & 18 6:30 - 8pm



Getting to Know Decreases Cowl!

Are you baffled by the abbreviations SSK or K2tog? This is the cowl for you! This stunning lace texture is made simply with directional decreases and yarn overs. Knitted in a sport weight yarn this cowl drapes wonderfully and makes a great three season accessory. Learn to knit in the round, master directional decreases, chart reading, and blocking lace.

Yarn: Hikoo Sueno or Cashmere Queen

Skill Level: Been There...Advanced Beginner

Cost: \$60

Date & Time: Fridays - Nov 9, 16 & 30 11 - 12:30pm



Holiday Scarf!

Utilizing just knits and purls, create this beautiful Guernsey style scarf or wrap. This versatile project is perfect for gift giving for either a man or woman. The motif changes will keep you happily engaged. Learn to read charts, a sewn bind off and how to block your piece in order to bring out the beauty of the stitches.

Yarn: Cascade 220, Kenzie or Mirasol Umina

Skill Level: Been There...Advanced Beginner

Cost: \$60

Date & Time: Thursdays - Dec 6, 13 & 20 10 - 11:30am



Karin Mitt!

These beautiful fingerless mitts can be knit using double pointed needles or the magic loop method. Twisted stitches, slip stitches, cables that move right and left, along with an unusual thumb gusset is all here. Charted and written instructions. You'll love knitting, wearing, and gifting the Karin Mitts.

Project: Karin Wrist Warmers by Alexandra Brinck

Yarn: The Alpaca Yarn Company Astral or Queensland Katmandu

Skill Level: Been There...Advanced Beginner

Cost: \$80

Date & Time: Fridays - Nov 2, 9, 16 & 30 9 - 10:30am



Rows of PurL

Quick Knit Shawl!

Bulky yarn + big needles = quick results. Knit this cozy and warm shawl just in time for gift giving. All over cables add texture to gorgeous yarn in this easy to wear crescent shawl. This is a great first shawl!

Project: Familiar Shawl by Helen Stewart

Yarn: Mountain Colors Riverwash or Plymouth Select Chunky

Skill Level: Been There...Advanced Beginner

Cost: \$40

Date & Time: Fridays - Dec 7 & 14 9 - 10:30am



Floozy KAL!


Come join the fun and Knit Along (KAL) with us. The Floozy Cardigan is a fun and engaging top down sweater utilizing colorful mosaic (slipped stitch) knitting to create the yoke. There are plenty of size and style options. Stop by the shop to choose/order the colors that best suit YOU!

Yarn: Sweet Georgia Tough Love Sock

Skill level: Done That...Intermediate

Cost: \$50

Date & Time: Thursday eves - Dec 6, 13, 20 & Jan 3 6:30 - 8pm



Amherst Sweater!

This sporty pullover is knit in the round from the bottom up. Simple styling with lots of great detail to keep you interested. Single color brioche, 2 color brioche, applied I-cord, provisional cast-on and raglan shaping.

Yarn: Simplinatural

Skill level: Done That...Intermediate

Cost: \$125

Date & Time: Saturdays - Nov 10, 17, Dec 1, 8 & 15 11 - 1:00pm



First Socks!

These cozy socks are a new Rows of PurL favorite and our own featured pattern. Magic loop, toe-up, cozy...need we say more. Knitting on a heavier worsted weight yarn makes these a great first sock to learn on with a truly lovely fit. Whose feet will be happy for Christmas?

Project: Toe-Up Worsted Socks

Yarn: Done Roving Worsted or Araucania

Skill Level: Done That...Intermediate

Cost: \$80

Date & Time: Wednesdays - Nov 7, 14, 28 & Dec 5 12:30 - 2pm



Rows of PurL

Cable and Lace Sock!

Bring your sock knitting to the next level with these gorgeous, cuff down socks by Tracie Millar of the Grocery Girls Podcast. Knit on your choice of DPNs or Magic Loop, we'll explore knitting socks with pattern stitches, learn about the variety of heel and toe shapes, and discuss tips on battling second sock syndrome.

Project: Galiano Socks by Tracie Millar

Yarn: Sweet Georgia Tough Love Sock or Cascade Heritage

Skill Level: Done That...Intermediate

Cost: \$80

Date & Time: Thursdays - Nov 8, 15, 29 & Dec 6 6:30 - 8pm



Paint and Sip!

Check these out! Three of many beauties created at our first sip and paint. Now it is your turn to join the fun. Grab and gal pal and your favorite bottle of bubbly (BYOB). With the holidays coming, treat yourself with a night out while making something special for someone special. Design your own one of a kind skein of yarn. Dream up your next project as your Theme suggestions welcome!

Skill level: Newbie...Beginner - No Experience Required

Cost: \$40

Date and Time: (select one) Friday - Nov 9 7 - 9:00pm
Friday - Dec 7 7 - 9:00pm



Needle Felted Critters!

Have you ever wanted to try needle felting? It is crazy fun! Learn the basics making animals and creatures while playing with color. This is a hands-on workshop. (You might need a band aid!) Be careful, you might become addicted! Others have!

Cost: \$35

Skill Level: Newbie... Beginner - No Experience Required

Date & Time: Friday eve - Dec 14 6:30 - 8:30pm



Intermediate Needle Felting!

Take your new felting skills to a more advanced level. Play with different fibers, textures and colors. Make a blue sheep or even a pink. Learn new tips and tricks to help you create this adorable sheep...perhaps make more than one.

Cost: \$40

Skill Level: Newbie... Beginner - No Experience Required

Date & Time: Sunday - Nov 11 10 - 12:30pm



Rows of PurL

Felted Santa!

In this class fiber artist Kerstin Katko (aka Ducky from Ducky's Sheep Shack) will teach you how to sculpt sheep wool into a Santa Claus decoration. You'll have choice of skin color and shape. You can make a tall Father Christmas or a rounder Santa! While felting has been around for centuries, needle felting is a relatively new craft. It involves using barbed felting needles to compact and shape wool into sculpture. Once you try it you'll be hooked! No experience is necessary. We will be using sharp needles so a few poked fingers are possible, but lots of creative fun is inevitable!

Cost: \$40

Skill Level: Newbie... Beginner - No Experience Required

Date & Time: Sunday - Dec 9 12:00 - 3pm



Crocheted Snowflakes!

Last year was a hit and we hope to continue the tradition. Crocheted snowflakes have been made and passed down for years and it is our job to carry on. Bring your happy, bring a bottle or a snack to share and let's create some beautiful gifts for holiday giving. The crocheted ornaments make a great hostess gift tied onto a bottle of wine...the gift that keeps on giving. Crochet knowledge is a must.

Skill Level: Done That...Intermediate

Cost: \$25

Date & Time: Friday - Nov 30 1 - 4:00pm



Christmas Balls Workshop!

Up your game from last year's Christmas ball blast. This year we will add stranding to the mix. Choose a simple pattern or a more complicated motif. Learn to make lovely ornaments to give to friends and family. Increasing, decreasing, jogless jog, icord. Must know how to Magic Loop or use DPNs.

Yarn: Heritage, Nuble or Kenzie

Skill Level: Done That...Intermediate

Cost: \$35

Date & Time: Sunday - Dec 2 1:30 - 4:30pm



Felted Nesting Bowls!

These bowls are so fun to make and such a great introduction to felting, as well as working in the round with DPNs and decreasing stitches. Make your first set in class, then go home and crank out dozens to use as hostess gifts, teacher gifts, and so much more.

Yarn: Cascade 220

Skill level: Been There...Advanced Beginner

Cost: \$35

Date & Time: Wednesday - Nov 28 12 - 3:00pm



Rows of PurL

Felted Christmas Stocking!

What? A project that gives you a chance to knit, felt, and needle felt? Nothing better.

Knit the stocking using all the same techniques you would use for a sock, short rows and heel flaps. Felt it and have a load of fun needle felting with whatever your heart desires.

Project: Felted Christmas Stocking by Lucie Sinkler

Yarn: Plymouth Galway or Homestead

Skill Level: Been There...Advanced Beginner

Cost: \$80

Date & Time: Tuesdays - Nov 13, 20, 27 & Dec 4 1 - 2:30pm



Private Spinning Lessons!

Private Lessons are available for **beginner spinning** and **drop spindle**. Master Spinner, Connie Wiczorek, enjoys sharing what she has learned and will tailor the lessons to your needs and interests. This private setting allows the client that special attention they may need or prefer. Contact Rows of PurL to set up a time that works with your schedule.

Skill level: Newbie...Beginner - No Experience Required

Cost: \$40 per hour

Date and Time: Call to Schedule!



SKILL LEVEL METER -

Newbie...Beginner - No Experience Required!

Been There...Advanced Beginner - Ability to knit and purl is required.

Done That...Intermediate - Knit, purl as well as increasing, decreasing and working in the round required.

Can't Touch This! Advanced - Advanced techniques for knitters with several projects under their belt.

Supplies are not included in the price of the class

We respectfully ask that class supplies be purchased at Rows of PurL

10% discount to students for class supplies!

Please note that our classes are for adults unless otherwise indicated

Please note that makeup classes are at the discretion of Rows of PurL and private lessons are available for an additional fee to any who have missed one or more classes in order to complete projects

Please contact store at 908-879-0403 to sign up for classes. We are excited to see your amazing creations come to life! Please review store Policies & FAQs for further information.